

## **1.03.01 – Ultraviolet (UV) Mask Disinfection and Protective Eyewear Disinfection**

11/17/2020

In an effort to provide staff with safe, protective equipment and to conserve PPE, OU Medicine will begin using a disinfection process to allow limited reuse of masks and protective eyewear. Our current supplies of PPE are adequate at this time. These measures will continue to preserve these materials.

Staff are encouraged to wear nonmedical grade facemasks to and from work, and to switch to the appropriate type of masking for their department during their shift. See **1.03.02 – Masking Policy** for laundering instructions for nonmedical grade facemasks.

### **Extended Use of KN95 & Procedural/Surgical Masks**

- See **1.03.03 – KN95 & Procedural/Surgical Mask Reuse** for labeling and storage instructions.
- Staff are encouraged to wear a mask at all times.
- Mask can be worn for a maximum of THREE (3) shifts.
- Mask can be worn for repeated encounters with several patients, without removing between encounters.
- Masks are to only be used by ONE person (no sharing).
- Procedural masks are defined as the mask with ear loops; Surgical masks have ties. These terms are used interchangeably.

### **Use of N95 Masks in NON-COVID Units for Direct Patient Admissions**

- All direct admit patients must have COVID-19 Specimen collection upon admission to a NON-COVID Inpatient Unit.
- Patient is considered a person under investigation (PUI) until COVID-19 status is determined.
  - Staff must wear appropriate PPE, including N95 and protective eyewear.
  - Place appropriate isolation door signage until results are available.
  - Initiate Staff Log.
- If patient is COVID-19 negative, the staff member may dispose of their N95 mask at the end of the shift.
- If patient is COVID-19 positive, staff should immediately contact the unit supervisor and admitting provider.

### UV Disinfection for N95 Masks in High-Use Areas

- See **1.03.04 – N95 Mask Disinfection** for labeling, storage and disinfection instructions.
- The following areas are considered high-use:

University of Oklahoma Medical Center				
Dept.	Pick-Up Location	Pick-Up Time	Drop-Off Location	Drop-Off Time
ED	Trauma Nurses Station	After 07:45 After 19:45	Trauma Nurses Station	Before 1400 After 23:00
RT	Breakroom	After 07:45 After 19:45	Breakroom	Before 1400 After 23:00
OR	Corridor	After 07:45 After 19:45	Corridor	Before 1400 After 23:00
7 East South Tower	Nurses' Station	After 07:45 After 19:45	Nurses' Station	Before 1400 After 23:00
7 West South Tower	Nurses' Station	After 07:45 After 19:45	Nurses' Station	Before 1400 After 23:00
6 <sup>th</sup> Floor South Tower	6 East Nurses' Station	After 07:45 After 19:45	6 East Nurses' Station	Before 1400 After 23:00
6 <sup>th</sup> Floor North Tower	6 North East Nurses' Station	After 07:45 After 19:45	Staff Breakroom	Before 1400 After 23:00
5 <sup>th</sup> Floor South Tower	5 East Nurses' Station	After 07:45 After 19:45	5 East Nurses' Station	Before 1400 After 23:00
5 <sup>th</sup> Floor North Tower	5 East Nurses' Station	After 07:45 After 19:45	Storage Room Behind Nurses' Station	Before 1400 After 23:00
Oncology APU	Storage Room Behind Nurses' Station	After 07:45 After 19:45	Storage Room Behind Nurses' Station	Before 1400 After 23:00
MICU South Tower	Breakroom	After 07:45 After 19:45	Breakroom	Before 1400 After 23:00
ICU West South Tower	Nurses' Station Countertop	After 07:45 After 19:45	Nurses' Station Countertop	Before 1400 After 23:00
RT	Staff Breakroom	After 07:45 After 19:45	Staff Breakroom	Before 1400 After 23:00
Endo/ECHO	Exam Room #10	After 07:45 After 19:45	Exam Room #10	Before 1400 After 23:00
Cath Lab	Outside Room 1808	After 07:45 After 19:45	Outside Room 1808	Before 1400 After 23:00
Blood Bank & Pathology	Inside Lab	After 07:45 After 19:45	Inside Lab	Before 1400 After 23:00
Rehab	Room B610	After 07:45 After 19:45	Room B610	Before 1400 After 23:00
Housekeeping	Housekeeping	After 07:45 After 19:45	Housekeeping	Before 1400 After 23:00

Oklahoma Children's Hospital				
Dept.	Pick-Up Location	Pick-Up Time	Drop-Off Location	Drop-Off Time
ED	ED Fast Track Nurses Station	After 07:45 After 19:45	ED Fast Track Nurses Station	After 12:00
RT	Will use other locations	See times for location	Will use other locations	See times for location
OR	OR Front Desk	After 07:45 After 19:45	OR Front Desk	After 12:00
10 <sup>th</sup> Floor	10 West Nurses Station	After 07:45 After 19:45	10 West Nurses Station	After 12:00
JEC Center	JEC Copy Area	After 07:45	JEC Copy Area	After 12:00
9 <sup>th</sup> Floor CVICU	CVICU Nurses Station	After 07:45 After 19:45	CVICU Nurses Station	After 12:00
8 <sup>th</sup> Floor	8 East Nurses Station	After 07:45 After 19:45	8 East Nurses Station	After 12:00
7 <sup>th</sup> Floor	Room 7007	After 07:45 After 19:45	Room 7007	After 12:00
6 <sup>th</sup> Floor PICU	Near 6 <sup>th</sup> Floor Transport Elevator	After 07:45 After 19:45	Near 6 <sup>th</sup> Floor Transport Elevator	After 12:00
Women's	OBICU mask room	After 07:45 After 19:45	OBICU mask room	After 12:00
Rehab	Wound Care	After 07:45 After 19:45	Wound Care	After 12:00
SPD	Decontam	After 07:45 After 19:45	Decontam	After 12:00
Core Lab	Near Specimen Check-in	After 07:45 After 19:45	Near Specimen Check-in	After 12:00
OUPB	3 <sup>rd</sup> Floor Rm 3903	After 07:45 After 19:45	3 <sup>rd</sup> Floor Rm 3903	After 12:00

Contact John Anglin (Director of Linen & Operations) at 405-401-3959

- Staff who are working in suspected/confirmed COVID-19 high-exposure areas are encouraged to wear a N95 mask during their entire shift.
- Mask can be worn for repeated encounters with several patients, without removing between encounters.
- Protective Eyewear must be worn at all times if wearing an N95 mask.
- Masks are to only be used by ONE person (no sharing).
- The maximum number of times a mask will be disinfected is TWICE (2).
  - Wear a new mask for the shift.
    - Send mask for disinfection – 1<sup>st</sup> time.
  - Wear the mask for a shift after 1<sup>st</sup> disinfection
    - Send mask for disinfection – 2<sup>nd</sup> time.
  - Wear the mask for a shift after 2<sup>nd</sup> disinfection
    - Discard mask at the end of the shift
- If a N95 was used during an aerosolizing procedure AND an over-mask was also worn, the mask CAN be disinfected.
- If a N95 was used during an aerosolizing procedure but did NOT have an over-mask, the mask must be immediately discarded.

### Reuse of Protective Eyewear

- **Healthcare workers in facilities located in areas with moderate to substantial community transmission** are more likely to encounter asymptomatic or pre-symptomatic patients with SARS-CoV-2 infection.
- They should wear eye protection in addition to their facemask to ensure the eyes, nose, and mouth are all protected from exposure to respiratory secretions during patient care encounters.
- Appropriate protective eyewear includes:
  - Goggles or a face shield that covers the front and sides of the face (thicker sides/arms not like eyeglasses)
  - Protective eyewear (safety glasses, trauma glasses) should not have gaps between glasses and the face. If there are gaps they likely do not protect eyes from all splashes and sprays.
- Ensure eye protection is compatible with the respirator so there is not interference with proper positioning of the eye protection or with the fit or seal of the respirator.
- **If you have a set of protective eyewear that meets the above definition, you may utilize as long as you can assure that no gaps are present that would allow secretions to enter.**
- Prescription eyeglasses alone are NOT adequate protective eyewear.
- Label protective eyewear with your name.

### Safety or Trauma Glasses and Goggles

- Remove glasses, ensuring to touch only the sides of the glasses or goggles.
- Don clean gloves and wash the glasses with soap and water, utilizing friction to remove any contaminants.
- Allow to dry before donning again.
- Store in bag with handles when not in use.
- Eyewear **must be** decontaminated prior to storage. **Place item** at the bottom of the bag.
  - If contamination occurs from the mask stored in the bag, decontaminate protective eyewear again with soap and water.

### Face Shields

- Face shields (if available) **must be** individual **specific** as disinfection of the foam piece and elastic band **is not adequate**.
- Don gloves and adequately disinfect inside then outside surfaces, avoid using PDI Sani wipe on foam and elastic band.
- Store the reused full-face shield alongside your labeled bag with handles.

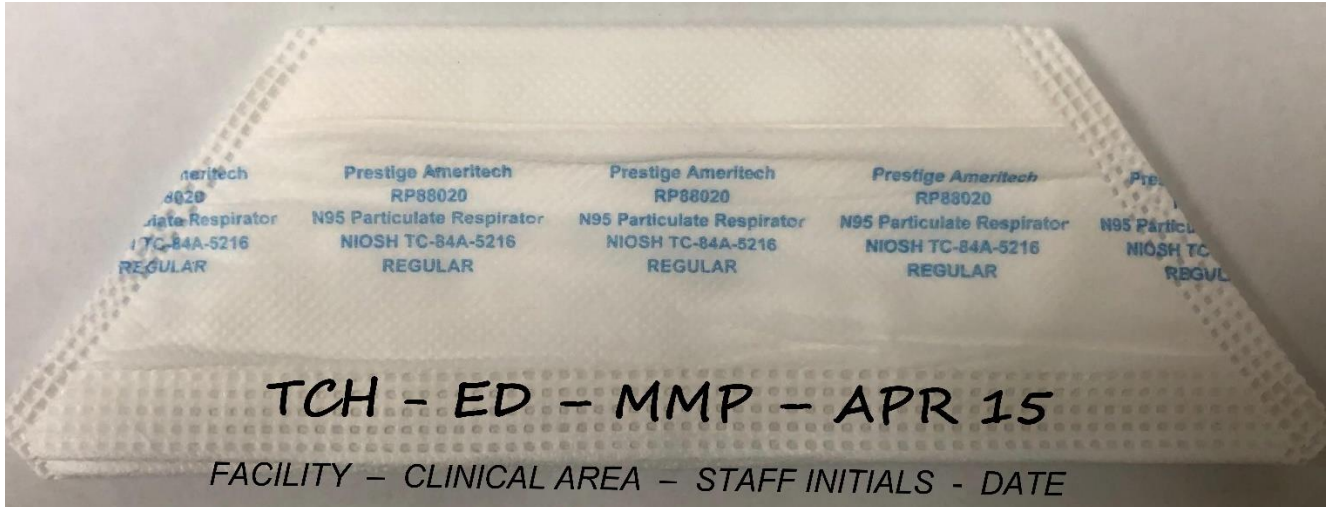
### Mask and Protective Eyewear Disinfection Plan

Type of PPE	# Shifts Worn	Type of Disinfection	Max # of Times of Disinfection	Storage
<b>N95</b>	1	<ul style="list-style-type: none"> <li>• UV or Sterrad</li> </ul>	2	<ul style="list-style-type: none"> <li>• Bag with handles during shift.</li> <li>• Obtain new bag with handles with new or disinfected mask.</li> </ul>
<b>KN95 &amp; Procedural/ Surgical Masks</b>	<ul style="list-style-type: none"> <li>• Mask may be worn for a total of 3 shifts and then discarded</li> <li>• Discard mask at any time if it soiled or torn.</li> </ul>	NA	NA	<ul style="list-style-type: none"> <li>• Bag with handles during shift.</li> <li>• Obtain new bag with handles with new mask.</li> </ul>
<b>Face-Shield</b>	1 and PRN	<ul style="list-style-type: none"> <li>• Wash with soap and friction.</li> </ul>	<ul style="list-style-type: none"> <li>• Until no longer maintains its integrity.</li> </ul>	<ul style="list-style-type: none"> <li>• New Bag with handles after cleaning at the end of shift.</li> </ul>
<b>Goggles or Safety Glasses</b>	1 and PRN	<ul style="list-style-type: none"> <li>• Wash with soap and friction</li> </ul>	<ul style="list-style-type: none"> <li>• Until no longer maintains its integrity.</li> </ul>	<ul style="list-style-type: none"> <li>• New Bag with handles after cleaning at the end of shift.</li> </ul>
<b>Gowns &amp; Gloves</b>	NA	NA	NA	NA

**NEW or DISINFECTED MASK = NEW BAG**



### Mask Identification Process

Please see attached tables to appropriate label/identify your mask:





Storage Bag Examples



## Mask Identification Naming Convention

<b>OU Medical Center - OUMC</b>	
<b>Location</b>	<b>Abbreviation</b>
2 E - Cardiovascular	OUMC-2E
3 A – Acute Stroke Unit	OUMC-STR
3 B – Neurosciences	OUMC-NeuroB
3 C – Oncology APU	OUMC-ONC APU
3 D – Neurosciences	OUMC-NeuroD
4 A – Medical Oncology	OUMC-MedOnc
4 B – Nephrology	OUMC-Neph
4 E – Surgical Specialty	OUMC-4E
5 A-B – Trauma	OUMC-TRA
5 C-D – Orthopedics	OUMC-ORTH
Discharge Unit	OUMC-5E
6 A-B-C-D – Medicine Specialty	OUMC-MED
7 A – BMT	OUMC-BMT
7 B – Hematology/Oncology	OUMC-7W
7 C-D – Surgical Oncology	OUMC-7E
AP Lab/Blood Bank	OUMC-AP/BB
ASC	OUMC-ASC
Cardiovascular ICU	OUMC-CVICU
Cath/EP Lab	OUMC-CATH
Dialysis	OUMC-DIA
Emergency Department	OUMC-ED
Emergency Department Radiology	OUMC-EDRAD
Endoscopy/ECHO	OUMC-EN-EC
ICUW	OUMC-ICUW
Infusion Clinic	OUMC-INF
MICU	OUMC-MICU
Neurosciences/Transplant ICU	OUMC-ICUTN
Operating Room	OUMC-OR
PNCU	OUMC-PNCU
Radiology	OUMC-RAD
Respiratory Therapy	OUMC-RT
Trauma ICU	OUMC-ICUN
Wound Care	OUMC-WC



### Mask Identification Naming Convention (Continued)

The Children's Hospital - TCH	
Location	Abbreviation
Women's – Labor & Delivery (4 <sup>th</sup> Floor)	TCH-L&D
Women's – Mother/Baby (5 <sup>th</sup> Floor)	TCH-M/B
Women's – Antepartum	TCH-AP
Women's Obstetric ED	TCH-OBED
Women's Obstetric ICU	TCH-OBICU
6N PICU	TCH-6N
7 <sup>th</sup> Floor	TCH-NICU
8 <sup>th</sup> Floor	TCH-8E or 8W
9 <sup>th</sup> Floor	TCH-9E, 9W
9N CVICU	TCH-CVICU
10 <sup>th</sup> Floor	TCH-10E or 10W
10N	TCH-STEM
Cath Lab	TCH-CATH
Core Lab	TCH-LAB
Emergency Department	TCH-ED
Endoscopy	TCH-ENDO
Dialysis	TCH-DIA
Jimmy Everest Clinic	TCH-JEC
Operating Room	TCH-OR
Pediatric Infusion	TCH-INF
Radiology	TCH-RAD
Rehabilitation Services	TCH-REHAB
Respiratory Therapy	TCH-RT
Sleep Disorder Clinic	TCH-SDC
Wound Care	TCH-WC

### Mask Identification Naming Convention (Continued)

<b>OU Children's Physicians Clinics</b>	
<b>Location</b>	<b>Abbreviation</b>
Adolescent Medicine	OUCP-ADOL
Diabetes/Endocrine	OUCP-ENDO
Family Dentistry	OUCP-DENT
Gastroenterology	OUCP-GI
General/Plastic Surg	OUCP-SURG
Heart Center Specialty	OUCP-CV
Lab Draw Station	OUCP-LDS
Neurology	OUCP-NEURO
Ophthalmology	OUCP-OPHTH
Orthopedics	OUCP-ORTHO
Orthotics & Prosthetics	OUCP-PROS
Otolaryngology & Audiology	OUCP-OTO
Pediatric Specialties	OUCP-PEDSPEC
Pharmacy	OUCP-PHARM
Prenatal Diagnostic Center	OUCP-PDC
Pulmonology & Cystic Fibrosis	OUCP-PULM
Sooner Pediatrics	OUCP-SOONER
Urology	OUCP-URO

### Mask Identification Naming Convention (Continued)

<b>OU Medical Center <i>Edmond</i> - EDM</b>	
<b>Location</b>	<b>Abbreviation</b>
3 <sup>RD</sup> Floor	EDM-3
4 <sup>th</sup> Floor	EDM-4
ASC	EDM-ASC
Autumn Life	EDM-AL
Emergency Department	EDM-ED
ICU	EDM-ICU
Laboratory	EDM-LAB
Operating Room	EDM-OR
Radiology	EDM-RAD
Respiratory	EDM-RT

<b>HAROLD HAMM DIABETES CENTER - HH</b>	
<b>Location</b>	<b>Abbreviation</b>
Neuro-Surgery Clinic	HH-NS
Diabetes – Endocrinology	HH-ENDO
Bariatrics	HH-BAR

### Mask Identification Naming Convention (Continued)

<b>OU Physicians Clinics - OUPB</b>	
<b>Location</b>	<b>Abbreviation</b>
OU Dermatology Clinic	OU DERM
OU Physicians' Building Breast Health Clinic	OUPB-3E
OU Physicians' Family Medicine Clinic	OUP-FMC
OU Physicians' Building HLV	OUPB-2E
OU Physicians' Building ORL	OUPB-4C
OU Physicians' Building Surgery	OUPB-4G
OU Physicians' Building GI Endo	OUPB-2D
OU Physicians' Building Health & Wellness	OUPB-4A
OU Physicians' Building GIM	OUPB-4E
OU Physicians' Building Lab	OUPB-1B
OU Physicians' Building Neuro	OUPB-5B
OU Physicians' Building Ortho	OUPB-1C
OU Physicians' Building Pain Med	OUPB-2B
OU Physicians' Building Pharmacy	OUPB-2A
OU Physicians' Building Plastic Surg	OUPB-1G
OU Physicians' Building Radiology	OUPB-1D
OU Physicians' Building Urology	OUPB-5F
OU Physicians' Building OBGYN	OUPB-3C
OU Physicians' Building UroGyn	OUPB-5D
OU Physicians' Building ORL	OUPB-4C

**Mask Identification Naming Convention (Continued)**

<b>STEPHENSON CANCER CENTER - SCC</b>	
<b>Location</b>	<b>Abbreviation</b>
Administration	SCC-ADMIN
Biospecimen/Infusion	SCC-BIOINF
BMT	SCC-BMT
Breast Clinic	SCC-BR
Building Mgmt	SCC-BDLG
Cancer Rehab	SCC-CAREHAB
Clinical Pharmacists	SCC-CLPHARM
CTO Late Phase	SCC-CTO
Custodial	SCC-CUST
Experience Team	SCC-EXP
GYN ONC Clinic	SCC-GYN
Head & Neck Clinic	SCC-H&N
Healthy Heart	SCC-HH
Hematology Clinic	SCC-HEME
Infusion Clinic	SCC-INF
Laboratory	SCC-LAB
Lobby Front Desk	SCC-LOBBY
Multidisciplinary Clinic	SCC-MDC
Neurology	SCC-NEURO
Patient Access Center	SCC-PAC
Pharmacy Infusion	SCC-PHINF
Pharmacy Retail	SCC-PHARM
Phase 1 Clinic	SCC-P1
Radiation Oncology	SCC-RO
Radiology	SCC-RAD
Rehabilitation	SCC-REH
RN Navigation	SCC-NAV
Supportive Care	SCC-CARE
Urology Clinic	SCC-URO